


ARS-06 & 06S Triaxial MHD Angular Rate Sensor Arrays

The triaxial kit includes three ARS-06 or ARS-06S sensors, three CA-06 cable assemblies, and a triaxial mounting block, which becomes a 6 degree-of-freedom (DOF) measurement system with 3 optional linear accelerometers added to its mounting surfaces. The ARS-06S uses a single-sided power supply commonly used in automotive crash testing.

The type of linear accelerometers to be mounted must be specified at time of order to ensure correct mounting holes are included in the triaxial block. If none is specified, the block will be supplied predrilled for use with the Endevco model 7264B/7265 series accelerometers.

The 3-DOF and 6-DOF Packages are 1.02 inches high and 2.1 inches on the diagonal. They're small enough to fit inside the 12 month CRABI dummy head.

Custom scale factors and ranges are available.

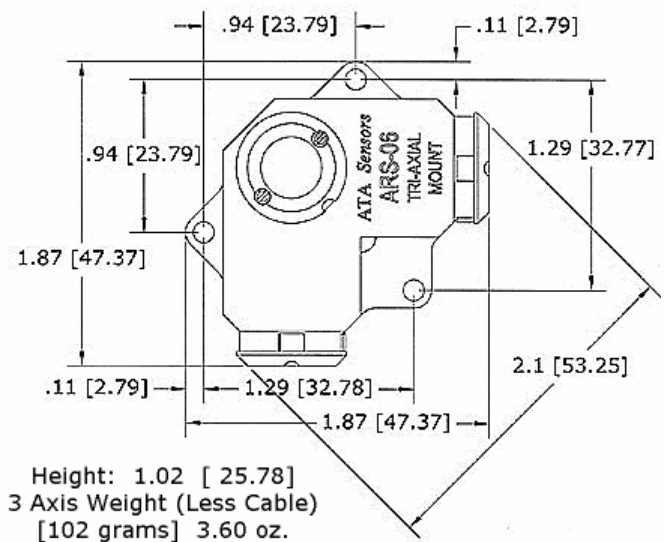


ARS-06 & 06S Triaxial Unit

ATA's patented MHD angular motion sensors utilize the finest materials and workmanship combined in durable packages that feature:

- No moving parts
- Dynamic range > 100 dB
- Low power consumption
- Low cross axis angular sensitivity
- Low linear acceleration sensitivity
- Integral electronics/low noise
- High survivable shock limits
- Superior applications support
- One-year warranty against defects in materials and workmanship on sensors, 90 days on cables.

This product is subject to U.S. Government approval as required in accordance with the U.S. Government Arms Export Control Act, Title 22, U.S.C., Sec 2751, et seq., or Export Administration Act of 1979, as amended, Title 50, U.S.C., Sec 2401, et seq.



Product Specifications

ARS-06 & 06S Triaxial MHD Angular Rate Sensor

Dynamic

ARS-06 Range ¹	± 200 radian/sec ($\pm 11,500$ degree/sec)
ARS-06S Range ²	± 200 radian/sec ($\pm 11,500$ degree/sec)
ARS-06 Scale Factor ³	50 mV/radian/sec (0.87 mV/degree/sec)
ARS-06S Scale Factor ³	6.5 mV/radian/sec (0.11 mV/degree/sec)
Bandwidth ⁴	0.38 to 1000 Hz
Cross-axis Angular Error	< 2 %
Linear Acceleration Sensitivity	< 0.005 radians/sec/g (<0.3 degrees/sec/g)
ARS-06 Voltage Noise PSD ⁵	1.1×10^{-10} V ² /Hz
ARS-06S Voltage Noise PSD ⁵	1.5×10^{-9} V ² /Hz
ARS-06 Noise Equivalent Angle	< 80 microradians (rms)
ARS-06S Noise Equivalent Angle	< 2.5 milliradians (rms)
Non-linearity	< 0.1 %
Temperature Coefficient ⁶	< 0.05 % Scale Factor / °C

Electrical

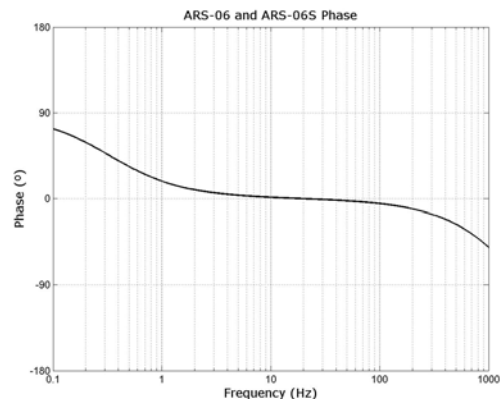
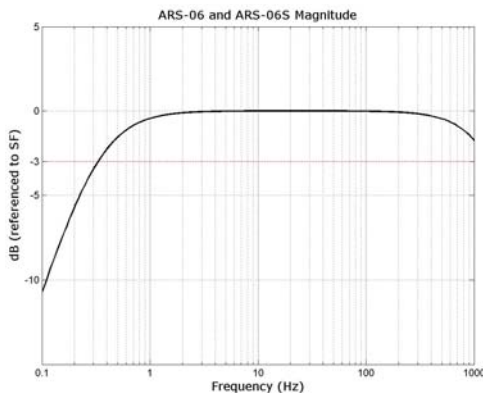
Power Dissipation (per Sensor)	< 0.3 Watts
Output Impedance	< 100 Ohms
Grounding	Base isolated from signal return

Wiring

ARS-06 (Requires CA-06 Cable Assembly)		ARS-06S (Requires CA-06 Cable Assembly)	
Red Lead	+Power (+5 Vdc to +15 Vdc)	Red Lead	+Power (+5 Vdc to +20 Vdc)
Black Lead	Power and Signal Common (0 Vdc)	Black Lead	Power and Signal Common
White Lead	-Power (-5 Vdc to -15 Vdc)	White Lead	Power and Signal Common
Yellow Lead	Signal	Yellow Lead	Signal

Environmental

Temperature – Operating	-20 to +50 °C (-4 to +122 °F)
Temperature - Non-operating	-20 to +50 °C (-4 to +122 °F)
Linear Acceleration, Max. Operating ⁷	250 g any axis
Linear Acceleration, Max. Survivable ⁷	250 g any axis



Notes:

- Based on a ± 10 V output voltage swing.
- Based on a ± 1.3 V output voltage swing.
- Measured @ 10 Hz.
- The standard frequency response of MHD sensors can be extended significantly by the use of digital filtering in post processing of signal data as covered in ATA's Application Note AN-01.
- Power spectral density flat to angular velocity over specified bandwidth.
- Percent change in Scale Factor per °C @ 100 Hz.
- Peak, 100 Hz half sine.

Automobile Motion & Crash Testing • Aircraft Ejection Testing • Modal Analysis • Aerospace Controls • Machinery Monitoring • Human Motion Analysis
 1300 Britt Street SE • Albuquerque, New Mexico 87123 USA • ContactATA@apte.com • Tel: (505) 823-1320 • Fax: (505) 823-1560
 All data is ATA Proprietary and is believed correct at time of publication. Specifications are subject to change without notice.

Copyright © 2002-2009 Applied Technology Associates. All rights reserved.